



POOMSAE COMPETITION RULES

(Effective from 12/06/2025)

VERSION: V1
LAST UPDATE: 12th June 2025

APPROVED: 12/06/2025
NEXT REVIEW: 12/06/2026

Poomsae Competition Rules & Interpretation Contents Table

Introduction.....	5
1. Purpose	6
2. Application	6
3. Competition Area.....	6
4. Contestant	8
4.1. Qualification of Contestant	8
4.2. Contestants' Uniforms.....	8
4.3. Medical Control	8
5. Classifications of Competition.....	9
5.1. Recognized Poomsae Competition.....	9
5.2. Free Style Poomsae Competition	9
6. Divisions By Gender And Age	9
7. Methods of Competition.....	10
8. Designated Compulsory Poomsae By Division.....	12
9. Freestyle Poomsae.....	13
10. Duration of Contest.....	13
11. Drawing of Lots.....	14
12. Prohibited Acts/Penalties.....	14
14. Competition Coordinator.....	16
15. Scoring Criteria.....	17
15.1. Recognized Poomsae (10.0).....	17
15.2. Freestyle Poomsae (10.0).....	17
15. Methods of Scoring.....	18
15.1. Recognised Poomsae	18
15.1.1. Accuracy.....	18
15.1.2. Presentation	19
15.2. Freestyle Poomsae	20
15.2.1. Technical Skills.....	20
15.2.2. Presentation	21
15.2.3. Deduction of Points	21
15.2.4. Score Calculation	21
16. Publication of Scoring.....	22

17. Decision and Declaration of Winner.....	22
18. Procedures of Suspending the Contest	23
19. Refereeing Officials	23
19.1. Qualifications	23
19.2. Duties.....	24
19.3. Classification of Refereeing Officials.....	24
19.4. Uniform of The Refereeing Officials	24
20. Recorder.....	25
21. Formation and Assignment of Refereeing Officials	25
22. Para-Taekwondo Poomsae	25
22.1. Qualification of Contestant	25
22.2. Classes: The following classes can compete in Para-Taekwondo Poomsae.....	25
24. Deaf-Taekwondo Poomsae	26
24.1. Qualification of Contestant	26
24.2. Class	26
24.3. Divisions.....	26
25. Other Matters Not Specified in The Rules	26
26. Arbitration	26
26.1. Composition of the Competition Supervisory Board.....	26
26.2. Responsibility.....	27
26.3. Procedure of Protest	27
27. Sanctions and Appeal.....	28
28. Basic Taekwondo Stances	29
29. Poomsae Knowledge.....	35
30. Taegeuk Poomsae	36
30.1. Meaning of Taegeuk	36
31. Korean Terminology	41
31.1. SEOGI (Stance)	41
31.2. MAKKI (BLOCK)	42
31.3. JIREUGI (PUNCHING)	42
31.4. CHAGI (KICKING).....	42
31.5. CHIGI (STRIKE).....	43
31.6. COMPETITION TERMS.....	43
31.7. GENERAL TERMS	43
31.8. PARTS OF THE HAND.....	44
31.9. TZIREUGI (THRUSTING).....	44
31.10. PARTS OF THE FOOT	44

31.11. PARTS OF THE BODY.....	44
31.12. READY POSITION (JUNBI).....	45
31.13. BASIC MOVEMENT.....	45
32. Coordinators Terminology	46
33. Hand signals and Commands (Cut off system).....	47
33.1. Poomsae 1	47
33.2. Poomsae 2.....	50
34. Baro, Stamp, Shouts, 5 Second & 8 Second Movement Chart.....	53

1. Purpose

The purpose of the Poomsae Competition Rules is to fairly and smoothly manage all matters pertaining to Poomsae competitions at all levels promoted and/or organised by World Taekwondo, and its Continental Unions and member National Associations, ensuring the application of standardised rules.

✓ Interpretation

The objective of Article 1 is to ensure the standardisation of all taekwondo Poomsae competitions worldwide. Any competition not following the fundamental principles of these rules cannot be recognised as a taekwondo Poomsae competition.

2. Application

The Competition Rules shall apply to all Poomsae competitions promoted and/or organised by the WT, each Continental Union, and each member National Association. However, any member National Association wishing to modify some part of the Competition Rules must first gain the approval of the WT.

➤ Explanation Amendment approval:

Any organisation desiring to make a change in some portion of the existing rules must submit to the WT the contents of the desired amendment along with the reasons for the desired change. Approval for any change in these rules must be received from WT one month prior to the scheduled competition.

3. Competition Area

The Competition Area shall comprise of the Contest Area measuring 10m×10m (12m×12m for Freestyle Team Competitions) and have a flat surface without any obstructing projections. The Contest Area shall be covered with an elastic mat or wooden floor and may be installed on a platform 0.5m-0.6m high from the base, if necessary. The outer part of the Boundary Line shall be inclined at a gradient of less than 30 degrees for the safety of the contestants.

Demarcation of the Contest Area

1. 10m×10m

The 10m×10m (12m×12m for Freestyle Team Competition) area shall be called the Contest Area.

2. The demarcation of the Contest Area shall be distinguished by a white line with 5cm wide in case of wooden competition area.

Indication of positions

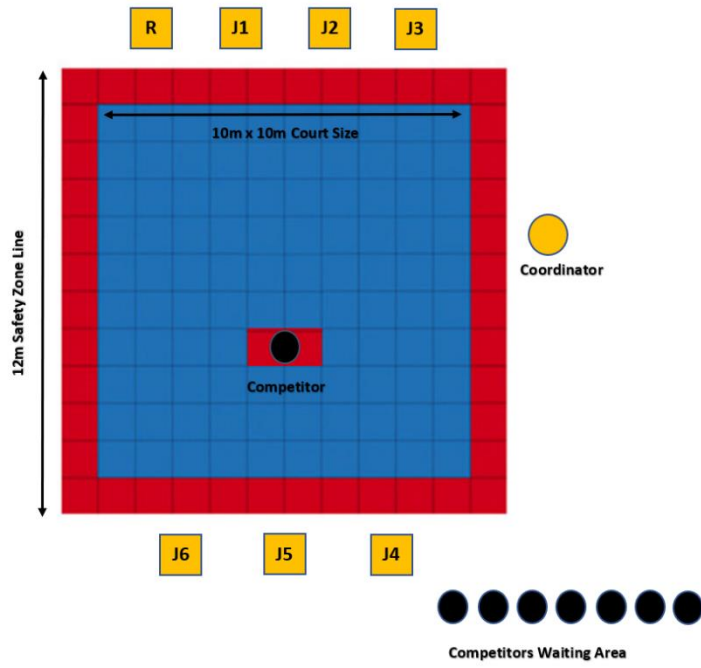
Position of the Judges: Seven judges shall sit 1m away from the Contest Area and 1m in between each other, with four judges facing the contestants and three facing the back of the contestants. The boundary line adjacent to the four judges shall be deemed boundary line #1, followed by, clockwise, boundary lines #2, #3, and #4. Judges are positioned clockwise from the left of the boundary line #1.

In the case of a five-judge system three judges shall be positioned facing the contestants and the other two facing the back of the contestants or, five judges shall be position facing the contestants (Optional) in the same order of the seven judge system. The Technical Delegate shall adjust position and number of judges depending on environment of competition area and condition of championships, and this shall be stated at outline of championships prior to championships.)

1. The position of the Referee: The Referee shall be positioned beside Judge No. 1.
2. The positions of the contestants: Contestants shall be positioned at 2m back from the centre of the Contest Area, toward boundary line #3.
3. The Position of the recorder's desk: It shall be positioned at 3m from the Referee on the right side.
4. The Position of the competition coordinators: Competition coordinators shall be positioned outside the Contest Area, 1m away from the #2 corner and boundary lines #2.
5. The Position of standby contestants and coaches: Standby contestants and coaches shall be positioned outside the Contest Area, 3m away from the corner between boundary lines #3 and #4.
6. The Position of inspection desk: Inspection desk shall be positioned at the entrance of Contest Area outside the corner of boundary lines #3 and #4, in consideration of the facilities of the field of play.

Field of Play

British Taekwondo Poomsae Referee Department



4. Contestant

4.1. Qualification of Contestant

1. Holder of the nationality of the participating team
2. One recommended by the WT National Taekwondo Association
3. Holder of Taekwondo Dan certificate issued by the WT or Kukkiwon
4. Holder of the WT Global Athlete Licence (GAL)
5. Cadet Division (12-14 years old)
6. Junior Division (15-17 years old)
7. Under 30 Division (18-30 years old)
8. Under 40 Division (31-40 years old)
9. Under 50 Division (41-50 years old)
10. Under 60 Division (51-60 years old)
11. Under 65 Division (61-65 years old)
12. Over 65 Division (66 years old or higher)

Note: Pee wee Under 11 Years and 71+ are only a National Level Division

✓ Interpretation

The age limits for each division are based on the year, not on the date, when the Championships are held. For example, in Junior division, contestants shall be between 15 and 17 years old. In this regard, if the Junior Poomsae Championships are held on 29 July 2024, contestants born between 1 January 2009 and 31 December 2009 are eligible to participate.

4.2. Contestants' Uniforms

Contestants shall wear only WT-approved Poomsae competition uniform at WT-promoted Poomsae Championships.

4.3. Medical control

At taekwondo events promoted or sanctioned by the WT, any use or administration of drugs or chemical substances described in the WT Anti-Doping Rules is prohibited.

WT may carry out all medical testing deemed necessary to ascertain if a contestant has committed a breach of the WT Anti-Doping Rules, and any winner who refuses to undergo this testing or who proves to have committed such a breach shall be removed from the final standings. In this regard, the contestant next in line in the competition standings shall be declared the new winner.

The Organising Committee shall be liable for arrangements to carry out medical testing.

All details regarding doping matters shall be handled according to the WT Anti-Doping Rules.

5. Classifications of Competition

World & European Championships: Contestants may compete up to two categories of competition unless he or she is limited by gender or age.

National/ International Championships: Contestants may compete up to three categories of competition unless he or she is limited by gender or age.

5.1. Recognised Poomsae Competition

Men's Individual

Women's Individual

Men's Team

Women's Team

Pair

5.2. Freestyle Poomsae Competition

Men's Individual

Women's Individual

Pair

Mixed Team (Composition of 5 members including more than 2 males and 2 females)

➤ Explanation

One (1) substitute may be accompanied by Freestyle Poomsae team.

6. Divisions by gender and age

Recognised Poomsae Competition

Men, women and mixed divisions shall be divided according to age.

Male and female & age divisions shall be classified as follows:

Division		Cadet	Junior	Under 30	Under 40	Under 50	Under 60	Under 65	Over 65
Age		12-14 years old	15-17 years old	18-30 years old	31-40 years old	41-50 years old	51-60 years old	61-65 years old	66 years old and over
Individual	Male	1	1	1	1	1	1	1	1
	Female	1	1	1	1	1	1	1	1

Age		12-14 years old	15-17 years old	18-30 years old	31- 50 years old	51 – 60 years old	61 + Years old
Pair		2	2	2	2	2	2
Team	Male	3	3	3	3	3	3
	Female	3	3	3	3	3	3

Freestyle Poomsae Competition

Divisions of Freestyle Poomsae Competition shall be classified as follows.

Division		Under 17	Over 17
Age		12-17 years old	18 years old and over
Individual	Male	1	1
	Female	1	1
Pair		2	2
Team (mixed)		5 (+1 substitute max.)	

7. Methods of Competition

All international-level competitions recognized by the WT shall be formed with the participation of at least four (4) countries with no fewer than four (4) contestants or four (4) teams in each division.

The systems of competition are divided as follows. Methods of competition shall be decided by Technical Delegate and shall be stated at outline of championships prior to championships.

1. Single elimination tournament system
2. Round robin system
3. Cut off System
4. Combination System: Cut off system + Elimination tournaments system

Two Poomsae from the designated Compulsory Poomsae decided by Technical Delegate for each division must be performed for all the preliminary, semi-final and final rounds for all competitions.

➤ **Explanations**

- The cut-off system shall comprise the preliminary, semi-final and final rounds.
- Cut off system preliminary: When the number of contestants reaches 20-39; competition shall start from preliminary round with two groups competed in two courts.

When 40 or more contestants are participating; competition shall start from preliminary round divided into three groups competed in three different courts.

If three courts installation is not available, contestants shall be divided into two groups competed in two different courts. Contestants shall perform the two designated Compulsory Poomsae.

Top 50% contestants from each group shall advance to semi-final. If the number of the competing athletes in each group is odd, the next highest contestant right below top 50% shall also advance to semi-final.

In preliminary round, each group might be judged by different group of judges.

➤ **Explanations**

- Cut off system semi-final: When 9 to 19 contestants are participating; competition shall start from semi-final round, Contestants shall perform the two assigned compulsory Poomsae, and 8 of them shall be advanced to final based on their points.
- Cut off system final: When 8 or fewer contestants are participating; competition shall start from final round.
- Contestants shall perform the two assigned compulsory Poomsae, and the top four contestants / pair/ team shall be awarded prizes based on their points. 3rd and 4th places are awarded with bronze medals.
- In elimination tournament system, the opponent shall be decided at drawing of lots.

8. Designated Compulsory Poomsae by division

Competition	Division	Compulsory Poomsae
Individuals	BT Peewee Division	Taegeuk 4, 5, 6, 7, 8 Jang, Koryo, Keumgang
	Cadet Division	Taegeuk 4, 5, 6, 7, 8 Jang, Koryo, Keumgang, Taebaek
	Junior Division	Taegeuk 5, 6, 7, 8 Jang, Koryo, Keumgang, Taebaek, Pyongwon
	Under 30	Taegeuk 7, 8 Jang, Koryo, Keumgang, Taebaek, Pyongwon, Shipjin, Jitae
	Under 40	
	Under 50	Taegeuk 8 Jang, Koryo, Keumgang, Taebaek, Pyongwon, Shipjin, Jitae, Chonkwon
	Under 60	Koryo, Keumgang, Taebaek Pyongwon, Shipjin, Jitae, Chonkwon, Hansu
	Under 65	
Over 65		

Competition	Division	Compulsory Poomsae
Pairs & Teams	BT Peewee Division	Taegeuk 4, 5, 6, 7, 8 Jang, Koryo, Keumgang,
	Cadet Division	Taegeuk 4, 5, 6, 7, 8 Jang, Koryo, Keumgang, Taebaek
	Junior Division	Taegeuk 5, 6, 7, 8 Jang, Koryo, Keumgang, Taebaek, Pyongwown
	Under 30	Taegeuk 7, 8 Jang, Koryo, Keumgang, Taebaek, Pyongwon, Shipjin, Jitae
	Under 50	Taegeuk 8 Jang, Koryo, Keumgang, Taebaek, Pyongwon, Shipjin, Jitae, Chonkwon
	Under 60	Koryo, Keumgang, Taebaek, Pyongwon, Shipjin, Jitae, Chonkwon, Hansu
	Over 60	

9. Freestyle Poomsae

1. Freestyle Poomsae is the performance based on taekwondo techniques with composition of music and choreography.
2. Composition of Freestyle Poomsae
3. Yeon-mu line shall choice of contestant
4. Music & choreography shall be choice of contestant.
5. Performed techniques must be within boundary of taekwondo. The definition of taekwondo techniques shall be determined by WT Poomsae Committee.

For further information on Freestyle rules refer to the BT Freestyle rules

10. Duration of Contest

1. Duration of Contest by Division
2. Recognised Poomsae: Individual, Pair, and Team competitions up to 90 seconds
3. Free Style Poomsae: Individual, Pair, and Mixed Team competitions from 90 seconds to 100 seconds.
4. The waiting period between 1st Poomsae and 2nd Poomsae is a minimum of 30 seconds.

✓ Interpretation

The starting of waiting period between 1st Poomsae and 2nd Poomsae shall be activated after the competition coordinator has declared a decision.

11. Drawing of Lots

1. The drawing of lots shall be conducted at the Head of Team meeting one day or 2 days prior to the first competition day in the presence of WT officials, including the WT Technical Delegate, and representatives of the participating nations.
2. Technical delegate shall draw lots on behalf of the officials of participating nations not present at the Head of Team Meeting. Participating nations not present in the Head of Team Meeting shall follow the decisions made at the meeting.
3. The matters at the Head of Team Meeting and draw shall be decided by Technical Delegate in consultation with the WT officials.
4. The drawing of lots for elimination tournament in combination system shall be conducted after completion of cut off competition stage in the presence of WT officials including the WT technical delegate and representatives of the pertinent participating nations at the competition venue.
5. The method of drawing shall be decided by technical delegate.
6. The Compulsory Poomsae to be assigned for each division shall be decided at the time of drawing of lots by Technical Delegate in consultation with the WT officials.
 - 6.1 In case of Elimination Tournament, designated Poomsae shall be randomly selected and shown through monitor on Field of Play.
7. The drawing number of each contestant assigned at the drawing of lots session represents the order of contest for preliminary round and semi-final. Contest shall be held in the order from lower number to higher number at the preliminary round and semi-final. The order of contest at the final shall be decided by the scores from the semi-final in the order from lower scores to higher scores

12. Prohibited Acts/Penalties

1. Penalties for any prohibited act shall be declared by the Referee.
2. Penalties are defined as "Kyong-go" (deduction of points by penalties).
3. "Kyong-go" shall be declared on the following prohibited acts:
 - a. Uttering undesirable remarks or any misconduct on the part of a contestant or a coach
 - b. According to judgment of the referee, a coach an amateur contestant or taekwondo practitioners should have the manner and respect the code of conduct.
 - c. Athletes or coach should not interrupt or stand in the way of the competition coordinators during the coordination activity throughout the competitions.
 - d. Should a contestant accumulate two deductions, the referee shall declare the contestant loser by DSQ.

✓ Interpretation

Should a contestant accumulate two “Kyong-go” (deductions of points by penalties), the Referee shall declare that the contestant lost on penalties. “Kyong-go” as defined in this Article, refers to deduction of points due to behaviour that disrespects the spirit of sport, rather than due to judges’ scoring in terms of accuracy and presentation.

13. Procedures of contest

1. Call for contestants: Thirty minutes prior to the scheduled start of the contest, the names of the contestants shall be announced three times to contestants’ training area. Any contestant who fails to appear in the competition area after “Chool-jeon” command of the competition coordinator shall be regarded as having withdrawn from and forfeited the match.
2. Physical inspection and uniform inspection: After being called, the contestants shall undergo a physical inspection and a uniform inspection at the specified inspection desk by an inspector designated by the WT. The contestant shall not show any signs of aversion and shall not bear any object which may cause harm to the other contestant.
3. Entering the Contest Area: Following the inspection, the contestant shall enter the contestant waiting area with one coach accompanied.
4. Pre-contest and post-contest procedures
 - 4.1. The contest shall begin after the declaration of “Chool-jeon”, “Cha-ryeot”, “Kyeong rye “Joon-bi” and “Shi-jak” by the competition coordinator.
 - 4.2. After the end of the each Poomsae, the contestants shall stand in their respective positions and make a standing bow at the coordinator’s command of “Ba-ro, Cha-ryeot, Kyeong-rye.” Contestants shall wait until the coordinator’s declaration of “Pyo-chul”
 - 4.3. The referee shall declare the winner according to the results of the judges.
 - 4.4. Contestant’s exit.

➤ Explanations: Method of competition procedure

1. Standby: Contestants are to wait at the contestants’ waiting area for their physical and uniform inspections.
2. Call: Contestants are to wait at the contestants’ waiting area for the competition coordinator’s call
3. Enter: Contestants shall enter upon the competition coordinator’s command of “Chool-jeon”
4. Cut-off system: Contestants shall face each other and make a standing bow at the competition coordinator’s command of “Cha ryeot” and “Kyeong rye.”

Elimination Tournament: In individual competition, the Chung and Hong enter together. After “Kyeong-rye”, randomly designated poomsae shall be shown to contestants, and both Chung and Hong perform Poomsae at the same time.

In pair and team competitions, the Chung team (pair) and the Hong team (pair) enter together. After “Kyeong-rye”, the Hong team (pair) exits, and the Chung team (pair) performs first.

5. Beginning of the Demonstration: The demonstration begins when the competition coordinator announces “ready (Joon-bi)” and “go (shijak).”

6. Completion of demonstration:

Cut-off process: Contestants shall be in a stand-by position when the demonstration ends with the competition coordinator commanding “Back to ready (ba-ro).”

Elimination tournament process: The blue team contestant demonstrates first. After the red team contestant completes his/her demonstration, both contestants be in a stand-by position together.

7. When using the electronic scoring device: The judges enter the score into the electronic scoring device after confirming the total score.

When using the scoring ballot: The judges write the score after confirming the total score.

8. When using the electronic scoring device: The total score entered by the judges appear on the public display board. When using the ballot: After the judges' ballots are recorded, the score keeper announces the final result.

9. Retirement of the contestants: After the standing salute following the competition coordinator's commands of "attention (cha-ryeot)" and "bow (kyeong-rye)," the contestant exits on the "exit (tuae-jahng)" command.

14. Competition Coordinator

1. Qualifications

The Organising Committee shall nominate WT-approved competition coordinators who are WT or Kukkiwon Dan holders and experts in taekwondo.

2. Duties and composition

Two coordinators can be nominated.

Two competition coordinators shall verify the contestants' identities and allow contestants in and out of the venue and shall assist the refereeing officials to ensure the unimpeded progress of the competition.

✓ Interpretation

The competition coordinator must receive intensive preliminary training in relation to the tournament.

15. Scoring Criteria

Scoring shall be made in accordance with the rules of the WT.

15.1. Recognised Poomsae (10.0)

Accuracy (4.0)

1. Accuracy of basic movements
2. Balance
3. Accuracy of details of each Poomsae

Presentation (6.0)

1. Speed and power
2. Rhythm & tempo
3. Expression of energy

Allotted Scoring Chart for Recognised Poomsae

Scoring Criteria	Details of Scoring Criteria	Point
Accuracy (4.0)	Accuracy of basic movements	4.0
	Balance	
	Accuracy of details of each Poomsae	
Presentation (6.0)	Speed and power	2.0
	Rhythm/Tempo	2.0
	Expression of energy	2.0

15.2. Freestyle Poomsae (10.0)

Technical Skills (6.0)

1. Level of difficulty of foot techniques
2. Accuracy of movements
3. Degree of completion of Poomsae

Presentation (4.0)

1. Creativity
2. Harmony
3. Expression of energy
4. Music & Choreography

The types of kick in level of difficulty of foot techniques shall be designated by WF Poomsae Committee every year.

Allotted Scoring Chart for Freestyle Poomsae

Scoring Criteria	Details of Scoring Criteria		Point
Technical Skills (6.0)	Level of difficulty of foot techniques (5.0)	Height of jump	5.0
		Number of kicks in a jump	
		Gradient of spins in a spin kick	
		Performance level of consecutive kicks	
		Acrobatic actions	
	Basic movements & Practicability		1.0
Presentation (4.0)	Creativeness		4.0
	Harmony		
	Expression of energy		
	Music & choreography		
Maximum Points			10.0

16. Methods of scoring

16.1. Recognised Poomsae

Total score is 10.0.

16.1.1. Accuracy

Basic score 4.0

1. 0.1 point shall be deducted each time a contestant does not perform the basic movements or the pertinent Poomsae accurately.
2. Accuracy in basic actions and the pertinent Poomsae: 0.3 points shall be deducted each time a contestant makes a serious mistake.

➤ **Explanations**

- Deduction of 0.1 point per small mistake in accurate performance: 0.1 point shall be deducted whenever any of the foot postures (Apgubi, Dwit-gubi, Beom-seogi and all the other standing movements) or hand movements (Makki, Jireugi, Chigi

and all the other hand movements) is not performed as explained in the attached Poomsae Competition Scoring Guidelines.

- Serious mistake in accuracy: 0.3 points shall be deducted when actions not performed in accordance with included in the attached Poomsae Competition Scoring Guidelines or a wrong action is performed.

(Example)

1. Eolgul Makki is performed instead of Arae Makki
 2. Dwit-gubi is performed instead of Juchum-Seogi
 3. Kihap (yelling) is not made or kihap at wrong moment.
 4. Temporary stop during movements (forgetting the next movement for three seconds or longer)
 5. Eyesight does not follow the side to which actions are made.
 6. Major balance issue, stumble, when the raised foot touches the ground in performing Hakdari-Seogi etc.
 7. Jittzikgi movement without enough power and sound.
 8. When the contestant makes loud breathing noises.
- When the contestant restarts his or her performance 0.6 Deduction

16.1.2. Presentation

Basic score 6.0

➤ **Explanation of Presentation:**

Deduction of point in presentation shall not be made for every small or serious mistake during the performance.

Deduction of point in presentation shall be made for the overall performance of Poomsae

1. 2.0 Points for speed and power
2. 2.0 Points for control of power, speed and rhythm
3. 2.0 Points for expression of energy

➤ **Explanation 1**

Speed and power (score 2.0):

Ability to perform Poomsae shall be evaluated on whether the movements are performed in accordance with the characteristics of the pertinent movement, for example, whether attacking techniques like Jireugi, Chagi, etc. are best performed, whether the movement is presented with a soft start and with a perfect balance

between speed and power utilising the body weight at the maximum, and whether a special movement is performed slowly intentionally, etc.

Example 1: Deduction of point shall be made if too much strength is revealed in the beginning of the movements as it slows down the movements at the most important point of the movements. **Example 2:** Deduction of point shall be made if one exaggerates a movement to propel the next movement or utilises the reaction of the body to express power.

➤ Explanation 2

Control of power, speed, and rhythm (score 2.0)

Control of power means the strongest power shown at the most critical moment of the movement through speed and softness. - Control of speed means an appropriate connection between actions and changes of speed - Rhythm means repeated actions according to set rules and length of note, and flow of power.

Example 1: Too much power makes the movement look stiff from the start. Points shall be deducted if the speed, power, and rhythm are presented with no changes from the start to the end of the lines of movements.

Example 2: Points shall be deducted in case of stiff actions coming from stiff body: A strong start makes it difficult to accelerate, thus slowing down the action at the critical point of movements.

Expression of energy (score 2.0)

Whether actions are presented with quality and dignity that come from mastering of the energy: size of body action, concentration, courage, sharpness, confidence, etc. according to the characteristics of actions of Poomsae.

Eyesight, kihap (yelling), attitude, costume, confidence, etc. all through the actions of Poomsae based on the performer's physique and characteristics shall be evaluated.

Example 1: Points shall be deducted if actions are not vivid, connecting actions are not big enough for the performer's physique, performance is made in the same rhythm all the time without quality and dignity, and eyesight, kihap, confidence, etc. are not expressed perfectly.

Note: In the Pair and Team competition presentation scoring evaluation shall be scored by the better athlete.

16.2. Freestyle Poomsae (For the full Freestyle information refer to the BT freestyle Rules)

16.2.1. Technical Skills

- 1. Level of difficulty of foot techniques:** Points may be added from 0 up to 5.0 in total in five evaluation areas.
- 2. Height of jump:** Points may be added based on the height of jump at the same position and assisted jump.
- 3. Number of kicks in a jump:** Points shall be added based on the number of kicks in a jump.

4. **Gradient of spins in a spin kick:** Points may be added based on the no. of turn (more than 180 degrees, more than 360 degrees, more than 540 degrees and more than 720 degrees, for example)
5. **Performance level of consecutive kicks:** Points may be added based on the performance level of consecutive kicks. The number of consecutive kicks shall be limited from seven (7) to Ten (10)
6. **Acrobatic actions:** Acrobatic kicking technique: Points shall be awarded based on the mastery and performance. level of acrobatic kicking technique.
7. **Basic & Practicability movements:** points may be added from 0 up to 1.0 for accuracy in basic movements of taekwondo and designated technical movements of taekwondo. Whether practicability of Poomsae and connection between attacks and defences (and/or VICE VERSA) are in perfect harmony shall be evaluated in general performances of the freestyle Poomsae.

16.2.2. Presentation

Presentation Points may be added from 0 up to 4.0 based on the general performance of the freestyle Poomsae.

1. **Creativeness:** Points may be added based on the creativeness of actions and components of Poomsae.
2. **Harmony:** Points may be added based on the harmony between different components in general Poomsae (music, choreography, and attire for example). Harmony between performers (unity, for example) shall be also evaluated in case of team and pair contest.
3. **Expression of energy:** Points may be added in accordance with the evaluation standard in expression of energy in recognised Poomsae.
4. **Music and choreography:** Points may be added on how the music and the choreography go well with each other in general performance of Poomsae.

16.2.3. Deduction of points

0.3 points shall be deducted from the final score in case performance is finished earlier or later than the set contest time.

0.3 points shall be deducted from the final score in case the athlete crosses the border during performance.

16.2.4. Score calculation

Accuracy (for Recognised Poomsae) or technical skills (for freestyle Poomsae) shall be scored separately from presentation.

Final score shall be the average point of the total points summed up except the highest and lowest points in respective points for accuracy (for Recognised Poomsae) or technical skills (for freestyle Poomsae) and presentation.

All penalties accumulated during the competition shall be taken into account and deducted from the final score.

17. Publication of scoring

1. The final score shall be announced immediately after collating the judges' total scores.
2. In case of using electronic scoring instruments
 - 2.1. Judges shall input points in the electronic scoring instruments after the performance of Poomsae, and total points shall be automatically displayed on the monitors.
 - 2.2. The final score (average point) and the individual scores shall be displayed on the monitor following the automatic deletion of the highest and lowest scores among the judges.
3. In case of manual scoring
 - 3.1. The coordinator shall collect each scoring sheet and convey the results to the recorder immediately after completion of the Poomsae.
 - 3.2. The recorder shall report the final score to the Referee, following the deletion of the highest and lowest scores, and announce the final score or have the final score displayed.

18. Decision and Declaration of Winner

1. The winner shall be the contestant who is awarded more points in total.
2. In case of a tied score, the winner shall be the contestant who has more points in presentation (for Recognised Poomsae) or in technical skills (for Free Style Poomsae). In case the score is still tied, then the one who has higher total points (total points of all judges, including highest and lowest points) is the winner. If it's still tied, then a rematch shall be conducted to determine the winner. The referee will decide on the Poomsae to be assessed.
3. The rematch will feature one compulsory Poomsae. The previous score will not affect the score from the rematch.
4. In case of a tied score after the rematch, the winner shall be the contestant who is awarded more points in total, including the highest and lowest scores that were not included in collection of scores.

Decisions

1. Win by score
2. Win by Referee Stop the Contest (RSC)
3. Win by withdrawal of opponent
4. Win by disqualification of opponent

➤ Explanation 1: Win by score:

The winner is determined by having the higher total points.

➤ **Explanation 2: Referee stopping the Contest:**

In the event that the referee or commission doctor determines that a contestant is unable to continue, even after (1) a minute of recovery period, (2) or a contestant disregards the referee's command to continue, the referee shall declare the contest stopped and the opposing contestant shall be declared the winner.

➤ **Explanation 3: Win by withdrawal of opponent:**

The winner is determined by the withdrawal of the opponent and the referee shall declare the winner of the match.

1. When a contestant withdraws from the match due to injury or other reasons
2. When a coach throws a towel into the court to signify forfeiture of the match

➤ **Explanation 4: Win by disqualification of opponent:**

Should a contestant lose his or her contestant status before the competition begins, the opposing contestant shall be declared the winner.

19. Procedures of suspending the contest.

When a contest is to be stopped during the competition, the referee shall take the measures prescribed in this Article.

1. At the time of suspending the match, the referee shall order the recorders to suspend timekeeping. Currently, the competition coordinator is to examine the reason(s) for the stoppage of the competition.
2. In the case whereby a contest is stopped due to problems related to a contestant, and should a contestant not demonstrate the will to continue the contest within 90 seconds, the referee shall declare the opposing contestant as the winner. In the case whereby the stoppage of a contest is not related to the contestants, the problem shall be resolved quickly, and another chance of performance shall be given to pertinent contestants.
3. All the other problems that may arise shall be resolved through the meeting of the judges of the pertinent competition, Poomsae Committee chairperson, and the Competition Supervisory Board members.

20. Refereeing Officials

20.1. Qualifications

Judges: Holder of an International Poomsae Referee Certificate registered by the WT.

Referee: Holder of 1st class International Poomsae Referee Certificate registered by the WT

20.2. Duties

1. Referee

1. The Referee shall document all valid points.
2. The referee shall declare the winner and issue “Kyong-go” (deduction of points by penalties). The referee shall declare only after the judges’ decision has been confirmed.
3. The referee is permitted to summon the judges during the competition if the need arises.

2. Judges

1. The judges shall document all valid points.
2. The judges shall state their opinions forthrightly when requested to do so by the referee.

20.3. Classification of refereeing officials

Based on promotion article of the regulations on the administration of the international Poomsae referees and Dan grade of World Taekwondo or Kukkiwon, refereeing officials shall be classified into the following categories.

Class 1: Holder of the Class 2 more than 5 years with at least 8 times (G Events) refereeing experiences in WT-recognised international championships

Class 2: Holder of the Class 3 more than 3 years with at least 5 times (G Events) refereeing experiences in the WT- recognised international championships

Class 3: (1) Holder of 4th Dan issued by Kukkiwon and one who successfully passed the WT Poomsae Referee Seminar

20.4. Uniform of the refereeing officials

Refereeing officials shall wear uniforms designated by the WT.

Refereeing officials shall not carry or take any materials to the arena that might interfere with the contest.

✓ Interpretation

The Chairman of the Competition Supervisory Board may request that the Technical Delegate replace refereeing officials in the event that refereeing officials have been

improperly assigned, or when it is judged by the Competition Supervisory Board that any of the assigned refereeing officials have unfairly conducted the contest or made unreasonable mistakes.

21. Recorder

The recorder shall time the contest, including suspended time during the contest. The recorder shall also calculate record and announce or display the total score.

22. Formation and assignment of refereeing officials

Composition of refereeing officials shall be as follows:

1. Seven -judge system: 1 Referee, 6 Judges
2. Five -judge system: 1 Referee, 4 Judges

Assignment of refereeing officials

The assignment of the referees and judges shall be made after the contest schedule is fixed.

Referees and judges with the same nationality as that of either contestant shall not be assigned to such a contest. However, an exception shall be made for the judges when the number of refereeing officials is insufficient.

23. Para-Taekwondo Poomsae

This article outlines the modifications to the WT Poomsae Competition Rules used for Para Taekwondo Poomsae. For matters not covered by Article 23 the WT Poomsae Competition Rules shall apply.

23.1. Qualification of contestant

1. Holder of Taekwondo Kup recognized by WT MNA or Dan/Poom recognised by WT or Kukkiwon
2. Contestant must have gone through classification as outlined in the WT Para-Taekwondo Classification Rules and Regulations and have been assigned Sport Class and Sport Class Status

23.2. Classes: The following classes can compete in Para-Taekwondo Poomsae

1. P10 Visually Impaired (P11, P12, P13)
2. P20 Intellectually Disabled (P21, P22, P23)
3. P30 Physical Impairments (P31, P32, P33, P34, P35)
4. P40 Limb Deficiency (P41, P42, P43, P44, P45)
5. P50 W/C Classes (P51, P52, P53)
6. P60 Deaf (P61)
7. P70 Short Stature (P71F, P72M)

Please See British Taekwondo Para Poomsae Rules in detail.

24. Deaf-Taekwondo Poomsae

This article outlines the modifications to the WT Poomsae Competition Rules used for Deaf-Taekwondo Poomsae. For matters not covered by Article 24 the WT Poomsae Competition Rules shall apply.

24.1. Qualification of contestant

1. Contestants at the age of at least 16 years old in the year of the pertinent tournament is held
2. Contestant must have gone through classification as outlined in the WT Deaf-Taekwondo Classification Rules and Regulations and have been assigned Sport Class and Sport Class Status.

24.2. Class

Deaf-Taekwondo athletes are classified as P60

24.3. Divisions

1. Male Individual
2. Female Individual
3. Pair
4. Male Team
5. Female Team

25. Other matters not specified in the Rules

Matters not specified in the Rules shall be dealt with as follows:

1. Matters related to the competition shall be decided through a consensus of the competition supervisory board members and technical delegate.
2. Matters not related to the competition shall be decided by the Poomsae committee.
3. The Organising Committee shall prepare a video recorder at each court for recording and preservation of the competition.

26. Arbitration

26.1. Composition of the Competition Supervisory Board

1. Member qualifications: Competition supervisors of the WT or persons with sufficient taekwondo experience holding at least a 6th WT or Kukkiwon Dan recommended by the WT President, Secretary General. One Technical Delegate shall be the ex-officio member.
2. Composition: One Chairman and no more than seven members plus the Technical Delegate

3. Procedure of Appointment: The Chairman and members of the Competition Supervisory Board shall be appointed by the WT President on the recommendation of the WT Secretary General

26.2. Responsibility

The Competition Supervisory Board shall make corrections of misjudgements according to their decision regarding protests and take disciplinary action against the officials who committed the misjudgement or other illegal behaviour, the results of which shall be notified to the WT Secretary General. The Competition Supervisory Board shall also be entitled the on-spot Sanction Committee concurrently at the competition for the matters in relation to competition management.

26.3. Procedure of Protest

1. In case there is an objection to a referee judgment, an official delegate of the team shall submit a WT developed protest sheet, along with the protest fee of US \$200, to the Competition Supervisory Board within 10 minutes after the end of pertinent contest, to ensure that a decision on the result may be announced after 30 minutes.
2. Deliberation of a protest by the Competition Supervisory Board shall be carried out, excluding those members with the same nationalities as the contestants concerned. A majority is required for resolution of the deliberation.
3. To ascertain the facts, the members of the Competition Supervisory Board may summon the refereeing officials of the contest concerned and question them.
4. The resolution made by the Competition Supervisory Board shall be final and no further means of appeal is possible.

✓ Interpretation

The Competition Supervisory Board shall be composed of at least five eligible members, and the number of members must be an odd number if it exceeds five.

➤ Explanation 1

Members with the same nationalities: Any member of the On-site Sanction Committee that has the same nationality as either the contestant or coach involved shall be excluded from the deliberation. In all cases, the number of committee members shall be an odd number. If the Chairman is the one who is ineligible, a temporary Chairman must be elected by the remaining members.

➤ Explanation 2

Replacement of refereeing officials: The Chairman of the Competition Supervisory Board may recommend the Technical Delegate to replace refereeing officials. In this regard, the Technical Delegate may instruct the Referee Chairman to replace the refereeing officials concerned.

➤ **Explanation 3**

Deliberation procedures: Procedures for deliberation to make a resolution are as follows:

1. After reviewing the reasons for a protest, the Competition Supervisory Board shall first decide whether the protest is "Acceptable" or "Unacceptable" for deliberation.
2. If necessary, the Board can hear opinions from the referee or judges, who to be summoned shall be decided by the Board.
3. The Board shall review the written records on decision of visual recorded data of the competition, etc., if deemed necessary.
4. After deliberation, the Board shall hold a secret ballot to determine a majority decision.
5. The Chairman of the Board shall make a report documenting the outcome of the deliberation and shall make this outcome officially known.
6. Necessary actions shall be taken according to the decision by the Board.
7. Errors in determining the match results: mistakes in calculation of the match score or misidentifying a contestant shall result in the decision being reversed.

27. Sanctions and Appeal

1. The WT President or Secretary General or the Technical Delegate may request that the on spot Extraordinary Sanctions Committee should be convened for deliberation when any of the following behaviours is committed by a coach, a contestant, an official, and/or any member of the pertinent member national association.

1. Interfering with the competition management
2. Agitating the spectators or spreading false rumour

The Extraordinary Sanctions Committee may summon the person concerned for confirmation of events.

When judged reasonable, the Extraordinary Sanctions Committee shall deliberate the matter and take disciplinary action with immediate effect. The result of deliberation shall be announced to the public and reported in writing with relevant facts and rationale to the WT President and/or Secretary General afterwards.

Decision on disciplinary actions may vary dependent upon the degree of the violation. The following penalties may be awarded to athletes, any of team officials, MNA officials and MNA

1. Warning
2. Disqualification from the tournament

Decision of disqualification from the tournament will automatically result in ineligibility for the next WT promoted championships.

Extraordinary Sanctions Committee may recommend to the WT additional disciplinary actions including monetary fine, long-term suspension and suspension of the pertinent MNA.

Appeal to the disciplinary action taken by Extraordinary Sanctions Committee may be made in writing to President or Secretary General or Technical Delegate in writing within 24 hours after the announcement of sanction.

If an appeal is received, the President or Secretary General (in the absence of President) shall form a Review Panel to review the degree of sanction and respond to the appeal. The Review Panel shall respond to the appeal within 12 hours from the time of receipt of the appeal. The decision of Review Panel is final, and no further appeal shall be accepted within the WT.

Review Panel shall be appointed by the President or Secretary General (in the absence of President) among WT Council members or President of WT Member National Associations.

✓ **Interpretation**

“Interfering with the competition management” refers to the behaviours including but not limited to aggressive or inappropriate behaviour toward any technical officials, not leaving the contest area after the contest, throwing any materials and/or equipment, etc.

➤ **Explanation**

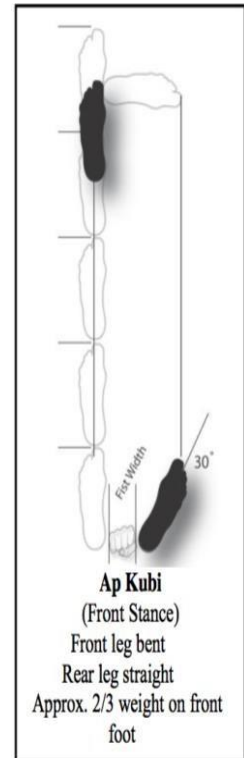
Extraordinary Sanctions Committee: Deliberation procedures of a sanction shall correspond to that of Arbitration, and the details of a sanction will comply with the Regulations on Sanctions.

28. Basic Taekwondo Stances

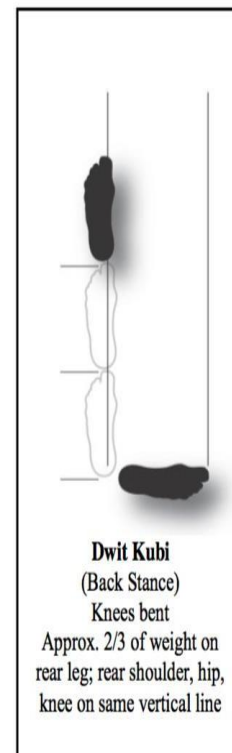
Attention Stance, Moa Seogi




Long Stance, Ap-Kubi Seogi



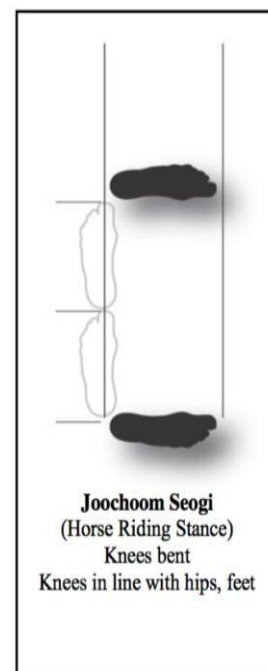
Back Stance, Dwit Kubi Seogi



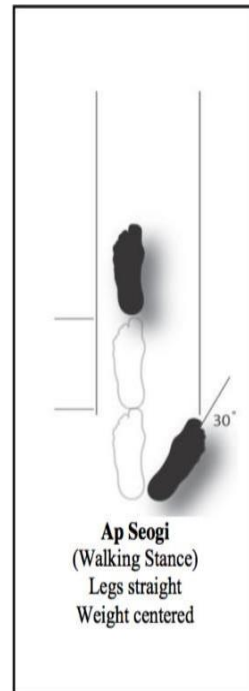
Parallel Stance, Naranhi Seogi



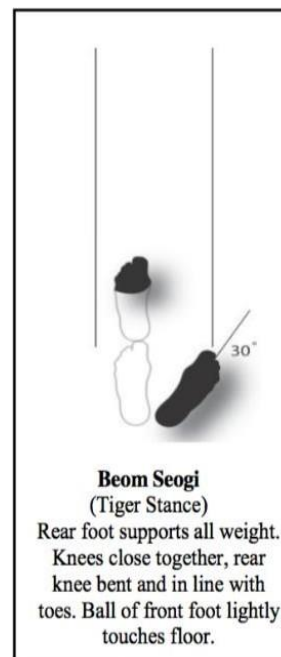
Horse Stance, Joochoom Seogi



Short Stance, Ap Seogi



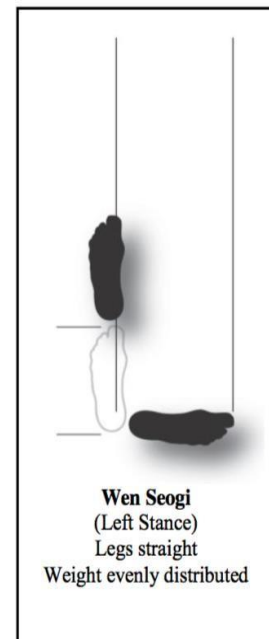
Tiger Stance, Beom Seogi



Stance, Hakdari Seogi



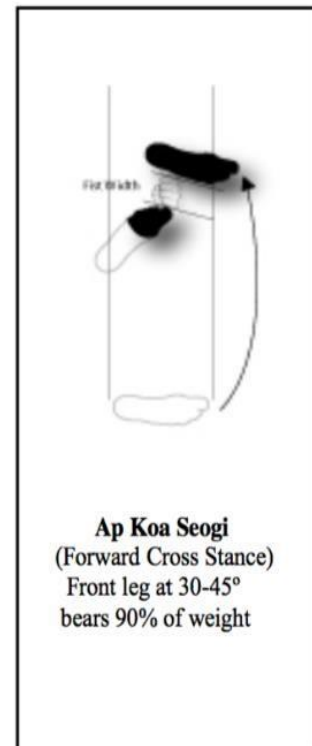
Left/Right Stance, Wen, Oreun Seogi



Assisted Stance, Kyotdari Seogi



Forward Cross Stance, Ap Koa Seogi



Backward Cross Stance, Dwit Koa Seogi



29. Poomsae Knowledge

What is poomsae?

Poomsae is the Korean equivalent of Kata in Japanese karate.

Poomsae (pattern) is a series of fundamental movements, mainly defence and attack, set in a logical sequence to deal with one or more imaginary opponents. Patterns are an indication of a student's progress. A barometer in evaluating an individual's technique.

Why do we perform Poomsae?

Poomsae are practised to improve Taekwondo techniques. When practising students develop flexibility of movement, mater body shifting, improves sparring techniques, balance and breathe control. Poomsae enable students to acquire techniques, which cannot be obtained from other forms of training.

Within the Taekwondo Training syllabus there are basic, Taegeuk and Dan Grade Poomsae. Each Grade has a new one to learn, practice and master before moving to the next level.

When Performing Poomsae the following points should be considered during its Presentation

- Skill
- Accuracy of range/ volume of movements
- Balance
- Speed and power
- Expression
- Strength/speed/rhythm
- Expression of energy, KI

A completion of Poomsae can be achieved through hard training following the 5 steps:

Pattern

The first step of training Poomsae is to learn the pattern. Concentration of spirit, eyes, and angles of movements must be emphasized in addition to the accuracy of actions.

Significance

In the next step, the emphasis must be laid on the balance, strength and weakness, low or high speed, respiration and Poomsae line. The significance of movements, connection of Poomsae and the complete Poomsae must be learned correctly.

Practical Use

One must adapt what he has learned to his practical use, finding out the practicability.

30. Taegeuk Poomsae

30.1. Meaning of Taegeuk

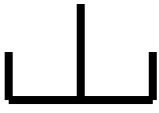
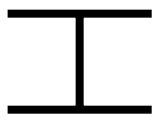

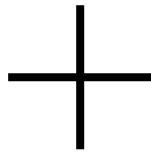
- Taegeuk is the origin of all things in the universe.
- Tae - means Enormity or Vastness
- Geuk - means Eternity

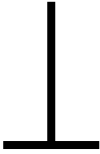
"Taegeuk represents the most profound oriental philosophy from which oriental philosophical views on the world, cosmos and life are derived. Taegeuk has no form, no beginning, and no ending yet everything comes from Taegeuk. Taegeuk is something that contains the essence of everything."

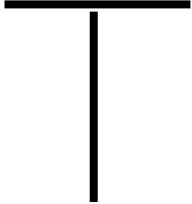



No.	Name	No. of Movements	Pattern Represents	Korean Symbol	Poomsae Line
1	Taegeuk Il Jang	18	Heaven & Light	Keon	
2	Taegeuk Ee Jang	18	Joyfulness	Tae	
3	Taegeuk Sam Jang	20	Fire & Sun	Ri	
4	Taegeuk Sah Jang	20	Thunder	Jin	
5	Taegeuk Oh Jang	20	Wind	Seon	
6	Taegeuk Yuk Jang	19	Water	Gam	
7	Taegeuk Chil Jang	25	Mountain	Gan	
8	Taegeuk Pal Jang	27	Earth	Gon	


Poomsae	Symbol / Chinese characters	Poomsae Line
<p>Koryo (30 movements)</p> <p>Koryo poomsae symbolises "<i>Seonbae</i>" which means "<i>Learned man</i>" characterised by a strong martial spirit. Koryo is the name of an ancient Korean Dynasty (AD 918 to 1392). The English word Korea is derived from Koryo. Koryo's legacy to the Korean people is very significant as they successfully defeated and thus defended Korea against the attacking aggression of the Mongolian Empire, who was sweeping the known world at the time. Consequently, every movement of the pattern should demonstrate the conviction shown by the Korean people in their struggle with the Mongolians</p>	Learned man	

<p>Keumgang (27 movements Diamond)</p> <p>The word Keumgang means that which is too strong to be broken. The pattern is named after nature's strongest substance, diamond. Korea's most beautiful mountain is also called Keumgang and it is regarded as the centre of national spirit. The spirit of the mightiest warrior "<i>Keumgang Yoksa</i>", named by Buddha, should be shown when performing Poomsae Keumgang.</p>	<p>Mountain (Mt. Diamond)</p>	
<p>Taebeek (26 movements Mountain)</p> <p>The mythological story about the founding of Korea says that about 4,300 years ago the legendary Tangun founded the nation in Taebeek. Taebeek means "<i>Bright Mountain</i>". The line of the Poomsae is a Chinese character symbolising the bridge between Heaven and Earth, a nation founded by the order of heaven</p>	<p>Meaning Artisan. symbolising the bridge between Heaven and Earth, a nation founded by the order of heaven</p>	
<p>Pyongwon (21 movements Plain)</p> <p>The word Pyongwon means plain. A plain is the source of life for all creatures. The Poomsae Pyongwon is based on the idea of peace and struggle resulting from the principles of origin and use. The line of the pattern represents the origin and transformation of the plain.</p>	<p>Meaning One</p>	
<p>Shipjin (28 movements Decimal)</p> <p>The name Shipjin is derived from the number ten and longevity. It advocates there are 10 creatures of long life, namely, sun, moon, mountain, water, stone, pine tree, herb of eternal youth, tortoise, deer and crane. The line of the poomsae is the Chinese symbol meaning 10, signifying the infinite numbering of the decimal system and ceaseless development. Stability is sought in every movement of this poomsae.</p>	<p>Meaning Ten</p>	

<p style="text-align: center;">Jitae (28 movements)</p> <p>The word "Jitae" means a man standing on the ground with two feet, looking over the sky. A man on the earth represents the way of struggling for human life, such as kicking, trading and jumping on the ground. Therefore, the poomsae symbolizes various aspects occurring in the course of human being's struggle for existence. The new techniques introduced in this poomsae are han-son-nal-olgulmakki, keumkang-momtong-jireugi, and mejumeok-yop-pyojeok-chigi only, and the poomsae line signified a man standing on earth to spring up toward the heaven.</p>	<p>Korean vowel, sounding "oh" poomsae line signified a man standing on earth to spring up toward the heaven.</p>	
---	---	---

<p style="text-align: center;">Chonkwon (26 movements the Heaven's Great Mighty)</p> <p>The word "Chonkwon" means the Heaven's Great Mighty, which is the origin of all the creature and itself the cosmos. Its infinite competence signifies the creation, change and completion. Human beings have used the name of Heaven for all principal earthly shapes and meanings because they felt afraid of the Heaven's mighty. Over 4,000 years ago, the founder of the Korean people, "Hwanin" meant the heavenly King. He settled down in the "heavenly" town as the capital near the heavenly sea and heavenly mountain, where the Han people as the heavenly race gave birth to the proper through and action from which Taekwondo was originated. The poomsae Chonkwon is based on such sublime history and thoughts.</p> <p>The new techniques introduced in this poomsae are nalgae-pyogi (wing opening), bam-jumeok-sosumchigi (knuckle protruding fist springing chigi), hwidullo-makki (swinging makki), hwidullojabadangkigi (swinging and drawing), keumgangyop-jireugi, taesan-milgi, etc., and a crouched walking manner.</p> <p>The characteristics of movements are large actions and arm sections forming gentle curves, thus symbolizing the greatness of Chonkwon thought. The poomsae line "T" symbolizes a man coming down from the heaven, submitting to the will of Heaven, being endowed power by the Heaven and worshiping the Heaven, which means the oneness between the Heaven and a human being.</p>	<p>Korean vowel, sounding "wu"</p> <p>The oneness between the Heaven and a human being.</p>	
---	---	---

<p>Hansu (27 movements Water)</p> <p>The word "<i>Hansu</i>" means water is the source of substance preserving the life and growing all the creatures. Hansu symbolizes birth of a life and growth, strength & weakness, magnanimity & harmony, and adaptability. Especially, "<i>han</i>" has the various meanings, namely, the name of a country, numerousness, largeness, evenness, length and even the heaven and the root of evening, among others. Above all, the above significances, is the background of organizing this poomsae.</p> <p>The new techniques introduced in this poomsae are sonnal-deung-momtong-hecho-makki, me-jumeok-yangyopkuri (both flanks)-chigi, kodureo-khaljaebi, an-palmokarae-pyojeok-makki, son-nal-keumgang-makki, etc., and also modum-bal as a stance.</p> <p>Actions should be practiced softly like water but continuously like a drop of water gathering to make an ocean. The poomsae line symbolizes the Chinese letter that means water.</p>	<p>Meaning Water</p>	
---	----------------------	---

<p>Meaning of Ilyeo (23 movements Oneness)</p> <p>Ilyeo means the thought of a great Buddhist priest of Silla Dynasty, Saint Wonhyo, which is characterized by the philosophy of oneness of mind [spirit] and body [material]. It teaches that a point, a line or a circle ends up all in one. Therefore, the poomsae Ilyeo represents the harmonization of spirit and body, which is the essence of martial art, after a long training of various types of techniques and spiritual cultivation for completion of Taekwondo practice.</p> <p>The new techniques introduced in this poomsae are son-nal-olgul-makki, wesanteul-yop-chagi, du-son-pyo (two opened hands)-bitureojabadangkigi (twisting and pulling), twio- yopchagi and the first stance of ogeum (knee back) hakdari-seogi. Jumbi-seogi is the bo-jumeokmoa-seogi (wrapped-up fist moa-seogi), in which, as the last step of poomsae training, two wrappedup fists are placed in front of the chin, which has the significance of unification and moderation, so that the spiritual energy can flow freely into the body as well as the two hands. The line of poomsae symbolizes the Buddhist mark (swastika), in commemoration of saint Wonhyo, which means a state of perfect selflessness in Buddhism where origin, substance and service come into congruity</p>	<p>Symbolizes the Buddhist mark Reversed Swastika sign, which means a state of perfect selflessness in Buddhism</p>	
--	---	---

31. Korean Terminology

31.1. SEOGI (Stance)

Naranhi seogi	Parallel stance
Ap seogi	Walking stance
Ap kubi	Forward stance
Dwitkubi	Back stance
Oreun / Wen seogi	Right / left stance
Kkoa seogi	Crossed stance
Dwikkoa seogi	Back crossed stance
Apkkoa seogi	Forward crossed stance
Beom seogi	Tiger stance
Moa seogi	Closed stance
Juchum seogi	Riding stance
Hakdari seogi	Crane stance
Kyotdari seogi	Assisting stance
Ogeum seogi	Crossed crane stance

31.2. MAKKI (BLOCK)

Arae makki	Low block
Momtong makki	Middle block
Momtong anmakki	Middle block
Olgul makki	High block
Momtong bakkat makki	Outer middle block
Sonnal makki	Knife hand middle block
Sonnal arae makki	Knife hand low block
Hanssonal makki	Single knife hand block
Hanssonal olgul bitureo makki	Single knife hand high twist block
Hanssonal arae makki	Single knife hand low block
Olgul bakkatmakki	High outer block
Batangson momtong makki	Palm hand middle block
Batangson momtong an makki	Palm hand middle block
Batangson momtong keodureo an makki	Supported palm hand middle block
Kawi makki	Scissors block
Momtong hecho makki	Double outer middle block
Anpalmok momtong hecho makki	Double inside forearm middle block
Otkoreo arae makki	X low block
Kodureo bakkat makki	Supported outer middle block
Wesanteul makki	Single mountain block
Kodureo arae makki	Supported low block
Batangson nullo makki	Palm pressing block
Keumgang momtong makki	Diamond middle block- Taeback

31.3. JIREUGI (PUNCHING)

Baro jireugi / Bandae Jireugi	Punch
Jecho jireugi	Uppercut
Dujumeok jecho jireugi	Double middle uppercut
Dankyo teok jireugi	Pulling uppercut
Olgul jireugi	High punch
Yop jireugi	Side punch
Momtong dubeon jireugi	Double middle punch – Shipjin

31.4. CHAGI (KICKING)

Ap chagi	Front kick
Dollyo chagi	Roundhouse kick
Yop chagi	Side Kick
Yopchago palkup pyojeokchigi	Side kick and elbow target strike
Pyojeok chagi	Target kick
Dubal dangsang ap chagi	Double front kick
Momdollyo yop chagi	Turning side kick

31.5. CHIGI (STRIKE)

Ap chigi	Front strike
Olgul bakkat chigi	High outer strike
Deungjumeok bakkat chigi	Back fist outer strike
Deungjumeok ap chigi	Back fist front strike
Deungjumeok olgul ap chigi	High back fist front strike
Palkup dollyo chigi	Elbow hook
Palkup yop chigi	Elbow strike (Koryo)
Hanssonal mok chigi	Knife hand neck strike
Sonnal Bakkat chigi	Knife hand outer neck strike
Jebipoom mok chigi	Swallow neck strike
Mejumeok naeryo chigi	Hammer strike
Mureup chigi	Knee strike
Palkup pyojeok chigi	Target elbow strike
Meongyechigi	Double elbow strike - Shipjin

31.6. COMPETITION TERMS

Ho Goo	Body Protector
Ja Wang Woo	Face about
Deuk Jum	Point
Kyong Go	Warning
GamJum	Deduction point
Kalyo	Break
Key Sork	Continue
Shigan	Time

31.7. GENERAL TERMS

Char-ryot	Attention
Kyong Ye	Bow
Joon-bi	Ready
Shijak	Start
Geuman	Stop
Dwiro Dorra	Turn around
Ba-ro	Return to start
Shi Yo	Relax
Haessan	Dismiss
Dojang	Training hall
Dobok	Uniform
Tee	Belt
Sabeaumin	Instructor
Kook gie	National Flag
Poomsae	Pattern/forms
Kyukpa	Destruction
Oreun	Right
Wen	Left
Seogi	Stance
Makki	Block
Jirugi	Punch
Chigi	Strike

Chirugi	Thrust
Chagi	Kick
Injun	High Target
Myongchi	Middle target

31.8. PARTS OF THE HAND

Son	Hand
Jeomok	Fist
Sonnal	Knife hand
Sonnal Deung	Reverse Knife hand
Pyeonsonkeut	Fingertip
Agwison	Arc hand
Ap Jeomok	Fore fist
Deung Jeomok	Back fist
Mei Jeomok	Hammer fist
Bam Jeomeok	Single knuckle fist
Bo Jeomok	Covered fist

31.9. TZIREUGI (THRUSTING)

Pyonsonkeut sewo tzireugi	Erected spear hand
Pyonsonkeut upeo tzireug	Spear hand
Pyonsonkkeut jeochu tzireugi	Turned over spear hand

31.10. PARTS OF THE FOOT

Bai	Foot
Apchook	Ball of the foot
Binal	Outside of the foot
Dwichook	Bottom of the heel
Dwicumchi	Back of the heel
Baldeung	Top of the foot
Balnaldeung	Inside edge of the foot
Balbadak	Bottom of the foot

31.11. PARTS OF THE BODY

Pal	Arm
Eogool	Face (high section)
Momtong	Body (middle section)
Arae	Groin (Low section)
An Palmok	Inner forearm
Balkat	Outer forearm
Palkoop	Elbow
Dari	Leg
Meorup	1Knee

Son	Hand
Bal	Foot
Meo Ri	Head
Mok	Neck
Teok	Chin
Ko	Nose
Noon	Eye
Ip	Mouth


31.12. READY POSITION (JUNBI)

Gibon Junbi	Basic Ready Position
Kyopson Junbi	Left hand over right (Pyongwon Poomsae)
Tongmilgi Junbi	Koyro Poomsae
Bo Jumeok Junbi	1. Covered fist (Poomsae 7 Jang/ Ilyeo Poomsae)
Kyorugi Junbi	Sparring stance ready

31.13. BASIC MOVEMENT





Joon bi	Ready stance
Juchum seogi momtong jireugi	Riding stance with middle punch
Ap kubi arae makki	Forward stance with low block
Ap kubi momtong bandae jireugi	Forward stance with punch
Ap kubi ap chagi	Forward stance and front kick
Dwitkubi momtong bakkat makki	Back stance with outer middle block
Ap kubi deungjumeok ap chigi	Forward stance with back fist front strike
Ap kubi yop chagi	Forward stance and side kick
Dwitkubi momtong makki	Back stance with middle block
Dwitkubi sonnal makki	Back stance with knife hand middle block
Ap kubi dollyo chagi	Forward stance and roundhouse kick
Ap kubi olgul makki	Forward stance with high block
Ap kubi hanssonal mok chigi	Forward stance with knife hand neck strike
Dwitkubi momtong baro jireugi	Back stance with punch
Jageun Dolzeogi	Small Hinge
Kheun Dolzeogi	Large Hinge
Nalgae Pyeogi	Wing Spreading – Chonkwon
Bawi Milgi	Rock pushing – Ship jin
Hwangs makgi	Bull block






32. Coordinators Terminology



 Coordinators Terminology and Hand Signals			
Verbal Commands		Hand Signals	Explanation
1	Ready Position		Coordinator comes to Cha-ryeot
2	Chool-jeon	Left Hand	Call of contestant to enter the court
3	Cha-ryeot	Left Hand	Attention
4	Kyeong-rye	Left Hand	Bow
5	Joon-bi	Right hand	Ready
6	Shi-jak	Right hand	Start
	End of Poomsae 1		
7	Ba-ro		Return to ready position
8	Shi yo.		Take a rest
9	Tuae-jahng	Left Hand	Call contestant to leave the court (30-60 seconds)
10	Pyo-chul	Right hand	Declaration of scores
11	Ready Position		Coordinator comes to Cha-ryeot
12	Chool-jeon	Left Hand	Call of contestant to enter the court
13	Cha-ryeot	Left Hand	Attention
14	Joon-bi	Right hand	Ready
15	Shi-jak	Right hand	Start
	End of Poomsae 2		
16	Ba-ro		Return to ready position
17	Shi yo.		Take a rest
18	Pyo-chul	Right hand	Declaration of scores
19	Cha-ryeot	Left Hand	Attention
20	Kyeong-rye	Left Hand	Bow
21	Tuae-jahng	Left Hand	Call of contestant to leave the court

33. Hand signals and Commands (Cut off system)





33.1. Poomsae 1






No.	Koran Terminology	English	Hand Signal
1	Ready Position	Coordinator in the at ease Position Coordinator in Cha-ryeot Position	
2	Chool-jeon	Calling the competitor to the court Left Hand	
3	Cha-ryeot	Calling the competitor to Attention Left Hand	
4	Kyeong-rye	Bow Left Hand	




No.	Koran Terminology	English	Hand Signal
5	Joon-bi	Ready Right hand	
6	Shi-jak	Start Right hand	
	During the Poomsae	Referee can return to the at ease position	
7	Ba-ro	Return to start position Coordinator in Cha-ryeot Position	
8	Shi yo.	Relax Coordinator in Cha-ryeot Position	

No.	Koran Terminology	English	Hand Signal
9	Tuae-jahng	Controlling the exit of the competitor (30-60 seconds rest)	
10	Pyo-chul	Declaration of scores Right hand	

33.2. Poomsae 2

No.	Koran Terminology	English	Hand Signal
11	Ready Position	Coordinator in the at ease Position Coordinator comes to Cha-ryeot Position	
12	Chool-jeon	Calling the competitor to the court Left Hand	
13	Cha-ryeot	Calling the competitor to Attention Left Hand	
14	Joon-bi	Ready Right hand	

No.	Koran Terminology	English	Hand Signal
15	Shi-jak	Start Right hand	
	During the Poomsae	Referee can return to the at ease position	
16	Ba-ro	Return to start position Coordinator in Cha-ryeot Position	
17	Shi yo.	Relax Coordinator in Cha-ryeot Position	
18	Pyo-chul	Declaration of scores Right hand	

No.	Koran Terminology	English	Hand Signal
19	Cha-ryeot	Calling the competitor to Attention Left Hand	
20	Kyeong-rye	Bow Left Hand	
21	Tuae-jahng	Controlling the exit of the competitor End of Contest	

34. Baro, Stamp, Shouts, 5 Second & 8 Second Movement Chart

		Baro Stance / Jumbi	
Poomsae		Baro	Jumbi
1	Taegeuk ill Jang 1	Pull Left foot Left ward	Gibon Jumbi
2	Taegeuk E Jang 2	Pull Left foot Left ward	Gibon Jumbi
3	Taegeuk Sam Jang 3	Pull Left foot Left ward	Gibon Jumbi
4	Taegeuk Sa Jang 4	Pull Left foot Left ward	Gibon Jumbi
5	Taegeuk Oh Jang 5	Turn Left ward	Gibon Jumbi
6	Taegeuk Yuk Jang 6	Pull Right foot back	Gibon Jumbi
7	Taegeuk Chil Jang 7	Pull Left foot Left ward	Gibon Jumbi
8	Taegeuk Pal Jang 8	Pull Left foot in	Gibon Jumbi
9	Koryo	Pull Left foot Left ward	Tongmilgi Jumbi
10	Keumgang	Pull Left foot in	Gibon Jumbi
11	Taeback	Pull Left foot Left ward	Gibon Jumbi
12	Pyongwon	Pull Left foot in	Kyopson Jumbi
13	Sipjin	Pull Right foot turn Right ward	Gibon Jumbi
14	Jitae	Pull Left foot in, turn left ward	Gibon Jumbi
15	Chonkwon	Pull Left foot in	Kyopson Jumbi
16	Hansu	Pull Right foot in	Kyopson Jumbi
17	Ilyeo	Pull Right foot, turn Right ward	Bojumeok Jumbi

		<p style="text-align: center;">Stomps and Shouts</p>			
Poomsae		Shouts	Technique	Stomps	Stance
1	Taegeuk ill Jang	1	Last Punch Movement 18	0	Ap Seogi
2	Taegeuk E Jang	1	Last Punch Movement 18	0	Ap Seogi
3	Taegeuk Sam Jang	1	Last Punch Movement 20	0	Ap Seogi
4	Taegeuk Sa Jang	1	Last Punch Movement 20	0	Apkubi Seogi
5	Taegeuk Oh Jang	1	Back fist Movement 20	1	DwitKoa Seogi
6	Taegeuk Yuk Jang	1	2nd Turn Kick Movement 12	0	While kicking
7	Taegeuk Chil Jang	1	Last side punch Movement 25	0	Juchum Seogi
8	Taegeuk Pal Jang	2	2nd Kicks in double kicks Movement 3 & 19	0	While kicking
9	Koryo	2	Arc Thrust techniques Movements 11 & 30	0	Apkubi Seogi
10	Keumgang	2	1st Stomp & 3rd Stomp Movements 11 & 21	4	Juchum Seogi
11	Taeback	2	Punching techniques Movement 8 & 22	0	Apkubi Seogi
12	Pyongwon	2	1st Back fist strike of each set Movement 9 & 17	2	Juchum Seogi
13	Sipjin	3	Side punches & Back fist Movements 5, 10 & 23	1	Juchum Seogi & DwitKoa Seogi
14	Jitae	2	Hammer punch into palm & Punch	0	Juchum Seogi & Apkubi Seogi
15	Chonkwon	1	Side Kick Movement 8	0	While kicking
16	Hansu	2	Back fist (2 times) Movement 16 & 25	2	DwitKoa Seogi
17	Ilyeo	2	Wen and Oreun Pyonsonkeut Movements 6 & 13	0	

Accuracy - Slow Movements (In cases of 5- 8 seconds)Recommend 5 sec. better presentation scores

Poomsae	Stance	Movement	English
Taegeuk 6	Naranhi Seogi	Arae hechomakki	Two-fist downwards spreading block
Taegeuk 7	Moa Seogi	Bo-jumeok joonbi	Clasped-hand salute
Koryo	Naranhi Seogi	Tongmilgi	Face pushing
Keumgang	Naranhi seogi	Arae hechomakki	Two-fist downwards spreading block
Shipjin	Naranhi Seogi Dwitgubi to Apkubi	Hwangso makki Opening fist hand into pyosonkkeut opeotzireugi Bawi milgi	Bull block Palm down spearhand thrust
	Apkubi		Boulder pushing
Jitae	Dwikubi	Momtong Bakkat makki Olgul makki	Outer body block
	Apkubi		High block
Chonkwon	Dwitgubi	Sonnal wesanteul makki Taesan milgi	Knife hand half mountain block
	Beomseogi		Face groin strike/pushing

Accuracy - Slow Movements (In cases of 5-8 seconds)Recommend 8 sec. better presentation scores

Poomsae	Stance	Movement	English
Taegeuk 8	Apkubi	Dangkyo teok jireugi	Pulling uppercut (count when fist at ribs)
Koryo	Moa Seogi	Mejumeok arae pyojeok chigi (8)	Hammerfist low target strike
Keumgang	Hakdari Seogi	Keumgang makki	Diamond block
Pyongwon	Naranhi Seogi	Sonnal Arae Hecho makki and Tongmilgi (4s+4s)	Two-knifehand down block and Tongmigi
Shipjin	Juchumseogi and ~ standing up	Sonnal Momtong Hecho makki (4s) ~(closed fists) kkeureo Oliigi (4s)	Two-knifehand down spreading block ~ closed fists and stand up
Jitae	Apkubi	Olgul makki and Momtong Baro jireugi (4s+4s)	Face block and Barojireugi
Chonkwon	Moa Seogi Apkubi	Nalgae pyogi Sonnal-bakkat-bitureo-makgil (4s) ~ Montong baro jireugi (4s)	Open spreading hands As clenching a fist, twisting the wrist and a step forward to Momtong Barojireugi in Apkubi